

ClubSpark Court Booking Instructions

We will be moving over to using Clubspark to manage our court bookings. The old system based on Google Calendars has proved to give problems particularly to those with their own Google accounts.

To use the system you need:

- To be registered on the Clubspark system. You may have received a mail form the club inviting you to register.
- To be a member of the tennis club.

Using Clubspark is straightforward.

Click on the link in the left hand bar on the Hanney Tennis Club web page.

You will then be taken to a page which will open in a new window.

You may be asked to log in which you should do using your British Tennis Membership or one of the other available methods. Note that it often does not ask when using the link from the club page as it remembers you.


Sign in to ClubSpark


Don't already have an account? [register](#)


If you registered with an email address and password...


 Remember me?
[Forgotten your password?](#)

If you registered with your LTA or social account...

 LTA

 Facebook

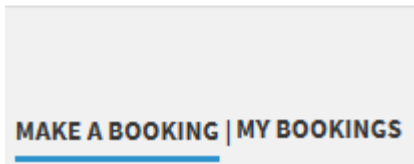
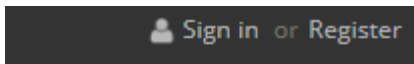
 Google

 Microsoft

If you see padlocks next to the court slot:

	Court 1
08:00	🔒
08:30	🔒

Yes, they are very faint! This means that you haven't logged in. Click on the "Sign in" at the top right. This is quite well obscured – grey on black doesn't stand out very well.



You can then sign in.

Make a booking



Court 1: Wed 31st Oct from 08:30 until 09:00

For 30 minutes.

Category

Contact

[+ Add new contact](#)

You will then be taken to the booking sheet. To book a court click on the time slot you want and enter the details.

If you click on the small "Me" to the right of the contact it will enter your details and send you a confirmation email.

[Advanced options](#)

If you have any problems contact one of the committee.